

Pacemaker / Implantable Cardioverter Defibrillator Video Library

HealthClips™ Video Library: allinahealth.healthclips.com



- Open your smart phone's camera.
- Hold the phone over the QR code.
- Click on the yellow link.
- Click on the video.

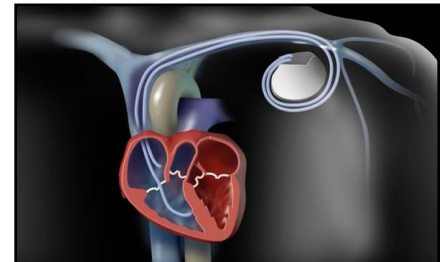
Use the QR code at left to access the entire video library.

The Need for a Pacemaker



Watch this [video](#) to learn why you need a pacemaker to help your body generate a normal pattern of electrical impulses.

Understanding How Pacemakers Work



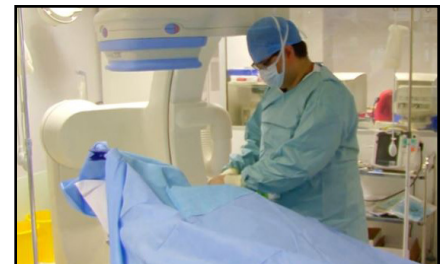
Watch this [video](#) to learn how a pacemaker (implanted in your chest) can correct a slow heartbeat.

Pacemakers



Watch this [video](#) to learn how a pacemaker is put in your chest, and how it uses electrical signals to keep your heart on track.

The Pacemaker Implant Procedure



Watch this [video](#) to learn how to prepare for surgery and what to expect during the procedure.

(over)

□ Your Immediate Recovery Following Your Pacemaker Implant Procedure



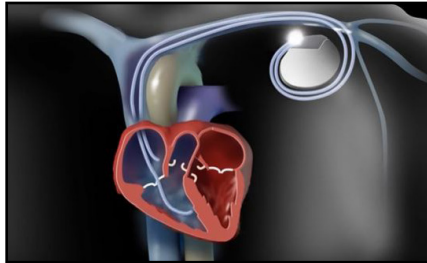
Watch this [video](#) to learn about your hospital stay and how to take of yourself at home.

□ ICD: Implantable Cardioverter Defibrillator



Watch this [video](#) to learn how an ICD (which sits in your chest) sends a shock to your heart when it senses an abnormal rhythm.

□ ICD: Understanding Heart Rhythms



Watch this [video](#) to learn how an ICD can correct ventricular tachycardia, a potentially life-threatening condition.

□ Understanding Your ICD




Watch this [video](#) to learn how an ICD can deliver a life-saving shock if your heart starts to beat too fast or in a chaotic pattern.

□ Before and During the ICD Implant Procedure



Watch this [video](#) to learn how to prepare for surgery and what to expect during the procedure.

□ ICD: Your Immediate Recovery Following the Implant of Your ICD



Watch this [video](#) to learn about your hospital stay and how to take of yourself at home.