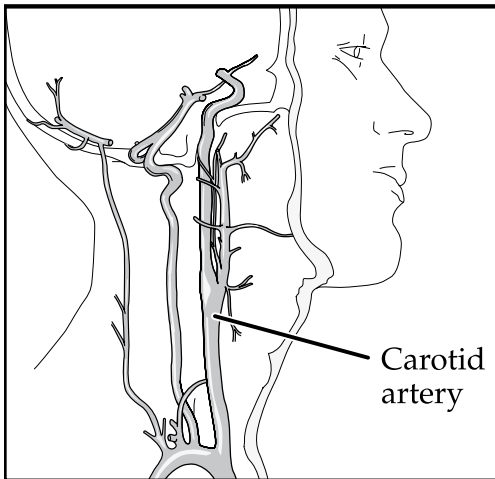
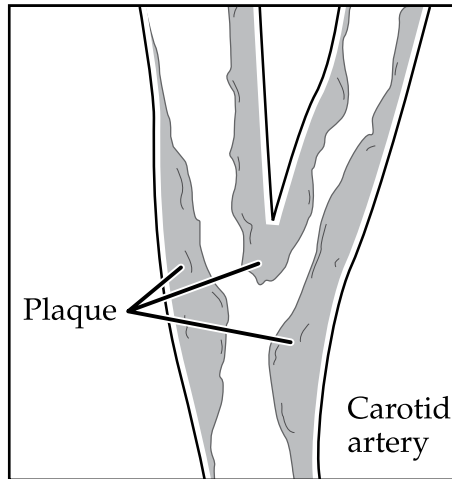


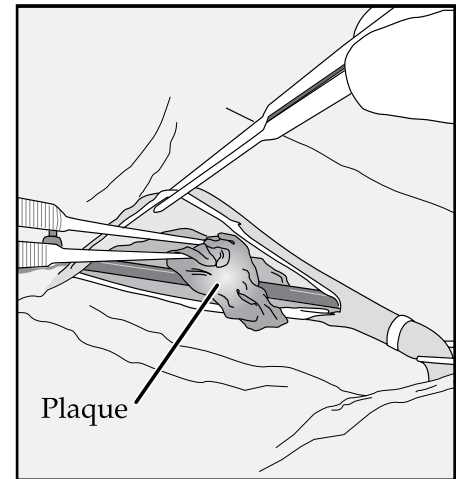
# What Is a Carotid Endarterectomy?



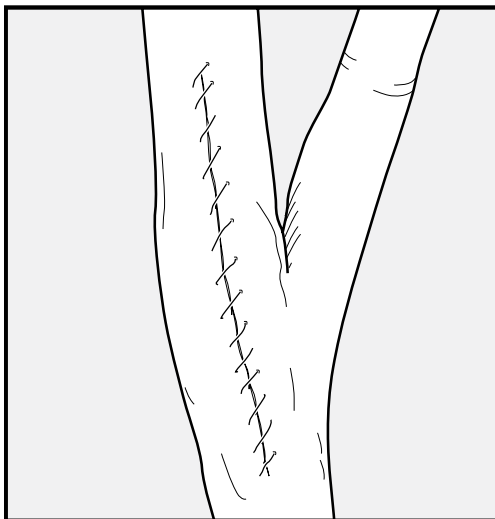
A



B



C



D

All illustrations © Allina Health System

## What is a Carotid Endarterectomy?

Your carotid arteries are located in your neck and carry blood to your brain (A). With age, fat and other material can collect on your artery walls, forming plaque (B).

Over time, the artery may become blocked or small plaque fragments may break away, causing TIAs (transient ischemic attacks) or stroke.

A carotid endarterectomy is surgery that is done to improve blood flow to your brain. It involves removing plaque from the inner lining of a carotid artery.

The surgeon makes an incision along the side of your neck, opens the artery and removes the plaque (C). The surgeon then closes the artery and the skin incision with stitches (D).

Members of your health care team will explain the surgery and answer your questions.