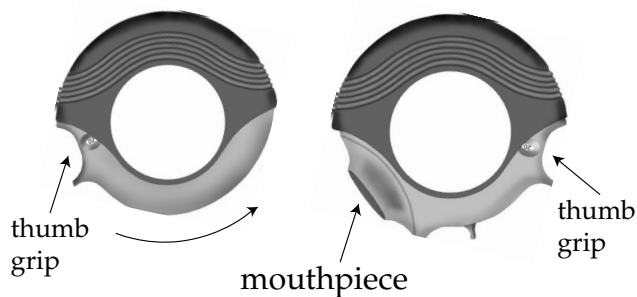


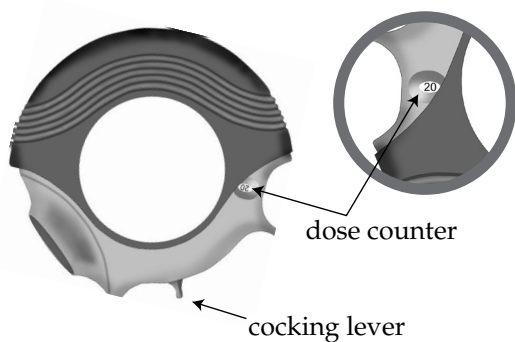
How To Use Your Dry Powder Diskus

How to Use it

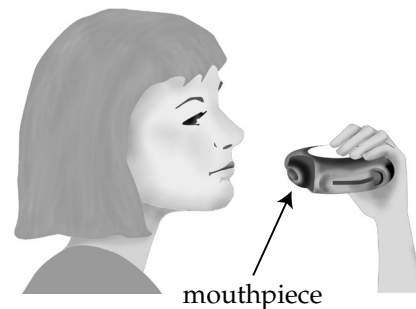
1. Hold the diskus in a level position.
Rotate the thumb grip as far as it will go.



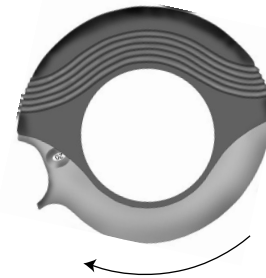
2. Push the cocking lever forward until it clicks. (The dose counter will back up 1 dose.)



3. Blow out all of your air but not into the mouthpiece. Place your lips tightly on the mouthpiece and inhale. Hold your breath at the top for 5 to 10 seconds, then exhale slowly.



4. Always close the disk after each use.



Notes

- Do not shake this inhaler.
- Do not play with the lever after it has been cocked.
- Do not blow into the inhaler.
- Do not tip the inhaler upside down after it has been cocked.
- When the counter reaches "5," the display will be in red. This lets you know that you will soon need a new disk.