

Residual Limb Wrapping (Above the Knee)

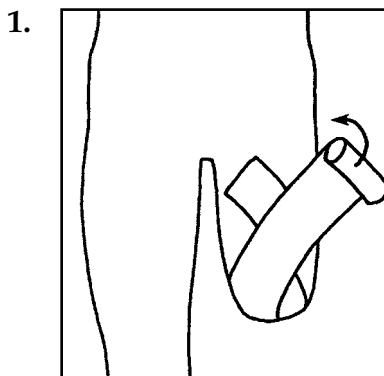
Above the Knee

Wrapping your residual limb is important. It helps get your residual limb ready for a prosthetic fitting. The wrapping shrinks your residual limb and helps shape it for your new leg.

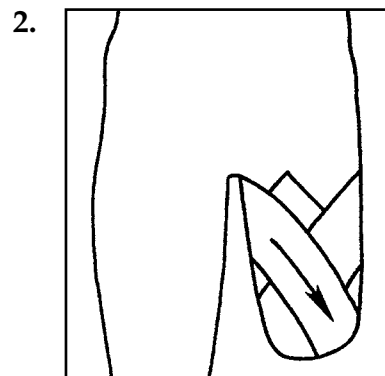
When you wrap, be sure your residual limb

and bandage are both dry. Cover your residual limb with a light dressing if there is drainage. Wear the wrapping when you are not bathing or showering, exercising or massaging your residual limb. Rewrap every 3 to 4 hours or if the bandage moves.

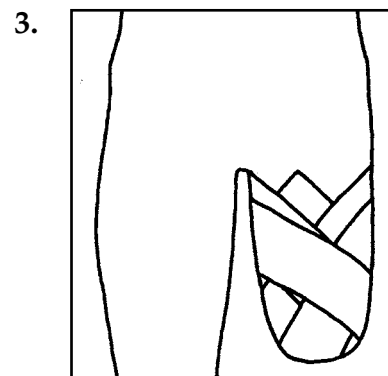
Follow the directions and pictures.



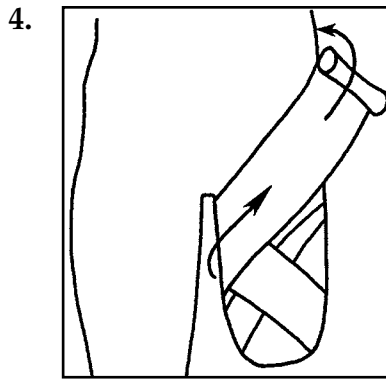
Start with a rolled up Ace® bandage. Place on your groin area and roll toward the outside. Go behind the residual limb and cover the inside. Try to keep the bandage smooth.



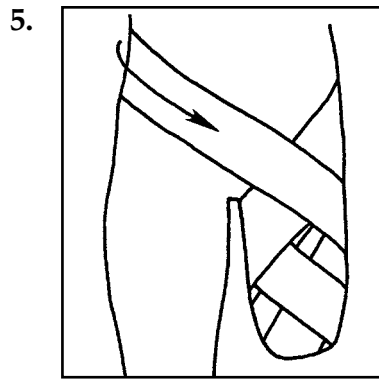
Keep rolling the bandage behind the residual limb. Go down and around the outside part of the residual limb.



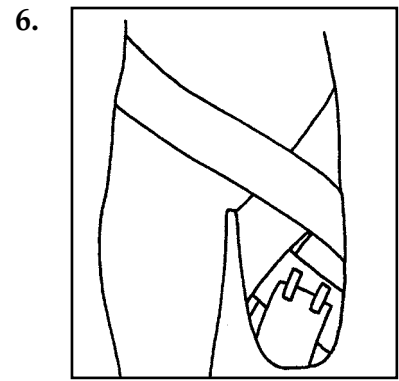
Turn the bandage in a diagonal until your skin is covered. Have at least two layers of bandage in place over the end of the residual limb. Make sure there is firm pressure over the end of the residual limb. Do not wrap in circles. This can stop the blood from flowing. The pressure should be the greatest at the end and the least at the hip.



Start the turn at your hip. Put the bandage as high as you can on the inside of your thigh. Cross the bandage over your hip joint.



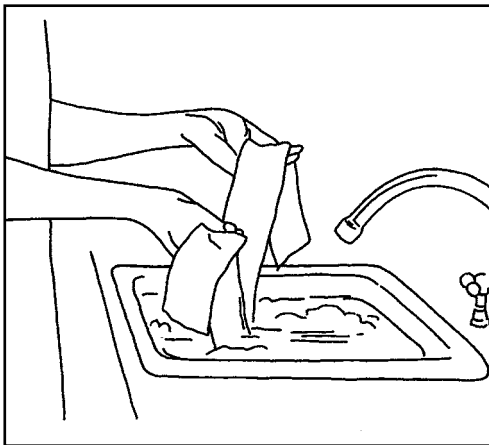
Bring the bandage behind and around your pelvis. Cross below your waist on the other side. Return to the residual limb side. Cross over your hip joint again.



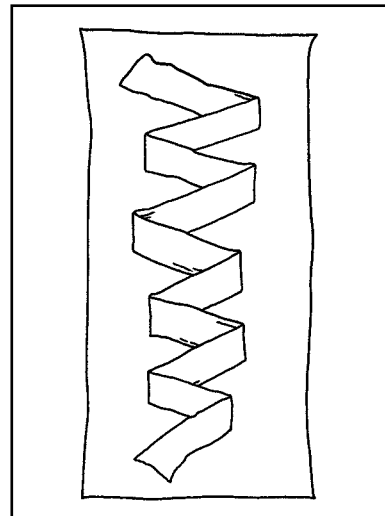
Make diagonal turns around the end of the residual limb. Put tape on the bandage. If you have pain, unwrap and rewrap.

All drawings © Allina Health System

Taking Care of the Bandage



Do not use a bandage more than 48 hours without washing it. Hand wash with a mild soap and warm water. Rinse well with clean water. Do not wring the bandage.



Lay the bandage on a flat surface. Keep it out of direct sunlight. Do not put in a dryer. Do not hang it to dry.